

Promoter A Summary Institutional Share Classes

Share Class Name	Fitz Morningstar Category	Fund AUM	Promoter A					Fitz Partners Weighted Averages					Fund vs Peers		Perf 3Y \$		
			Mgmt	Admin	Other	Subsidy	OCF	#	Mgmt	Admin	Other	Subsidy	OCF	OCF	± OCF	vs Peers	± Cat
Promoter A - America II	US Equities US Large-Cap Value Equity	3,006,836,421	0.80%	0.05%	0.03%		0.88%	24	0.68%	0.09%	0.03%	-0.00%	0.80%	57th	8bps	69th	7.12
Promoter A - Emerging Market Corporate Debt II	Emerging Markets Corporate Bonds Global Emerging Markets Corporate Bond	188,734,062	0.65%	0.05%	0.06%		0.76%	38	0.67%	0.10%	0.05%	-0.00%	0.82%	22nd	-6bps	45th	1.04
Promoter A - Emerging Market Debt II	Emerging Markets Bonds Global Emerging Markets Bond	2,427,571,908	0.65%	0.05%	0.05%		0.75%	55	0.67%	0.07%	0.05%	-0.00%	0.79%	32nd	-4bps	7th	-7.26
Promoter A - Emerging Market Local Currency Debt II	Emerging Markets Local Ccy Bonds Global Emerging Markets Bond - Local Cu...	307,508,907	0.65%	0.05%	0.07%		0.77%	44	0.62%	0.15%	0.07%	-0.01%	0.83%	38th	-7bps	59th	0.38
Promoter A - Emerging Markets II	Emerging Markets Equities Global Emerging Markets Equity	6,130,566,622	0.80%	0.05%	0.06%		0.91%	122	0.84%	0.14%	0.05%	-0.01%	1.02%	20th	-12bps	20th	-3.44
Promoter A - EURO Bond II	Europe Bonds EUR Diversified Bond	1,528,023,106	0.40%	0.05%	0.03%		0.48%	41	0.37%	0.06%	0.03%	-0.01%	0.46%	63rd	2bps	58th	-2.15
Promoter A - EURO Corporate Bond II	Europe Corporate Bonds EUR Corporate Bond	813,917,347	0.40%	0.05%	0.04%		0.49%	69	0.40%	0.09%	0.04%	-0.01%	0.52%	50th	-3bps	45th	-0.28
Promoter A - EURO Short Term Bond II	Europe Short Term Bonds EUR Diversified Bond - Short Term	5,027,173,411	0.30%	0.05%	0.03%		0.38%	13	0.35%	0.05%	0.03%	-0.02%	0.41%	67th	-2bps	50th	0.41
Promoter A - European II	Europe Equities Europe Large-Cap Blend Equity	4,970,386,334	0.70%	0.05%	0.03%		0.78%	46	0.71%	0.08%	0.04%	-0.01%	0.83%	43rd	-5bps	96th	10.00
Promoter A - European High Yield II	Europe High Yield Bonds EUR High Yield Bond	3,296,379,398	0.65%	0.05%	0.03%		0.73%	44	0.57%	0.10%	0.03%	-0.01%	0.69%	70th	4bps	38th	0.96
Promoter A - European Smaller Companies II	Europe Small Cap Equities Europe Small-Cap Equity	1,606,493,133	0.80%	0.05%	0.04%		0.89%	20	0.86%	0.09%	0.04%	-0.01%	0.98%	16th	-9bps	78th	-0.42
Promoter A - Global Bond II	Global Bonds Global Bond	1,518,886,241	0.40%	0.05%	0.04%		0.49%	31	0.48%	0.06%	0.03%	-0.01%	0.55%	30th	-7bps	77th	3.16
Promoter A - Global Financial Services II	Financials Equities Sector Equity Financial Services	2,290,016,195	0.80%	0.05%	0.04%		0.89%	5	0.79%	0.08%	0.03%		0.89%	50th		100th	5.63
Promoter A - Global High Yield II	Global High Yield Bonds Global High Yield Bond	258,519,207	0.65%	0.05%	0.05%		0.75%	52	0.63%	0.07%	0.03%	-0.00%	0.73%	67th	2bps	16th	-1.86
Promoter A - Global Multi Asset Income II	Global Mixed Equities/Bonds USD Moderate Allocation	10,229,108,913	0.70%	0.05%	0.04%	-0.01%	0.78%	28	0.76%	0.04%	0.03%	-0.01%	0.82%	34th	-4bps	16th	-5.26
Promoter A - Global Technology II	Telecoms/Technology Equities Sector Equity Technology	15,251,332,962	0.80%	0.05%	0.03%		0.88%	39	0.80%	0.08%	0.04%	-0.02%	0.90%	35th	-2bps	97th	33.67
Promoter A - Greater China II	China & Hong Kong Equities Greater China Equity	1,200,839,175	0.80%	0.05%	0.06%		0.91%	13	0.86%	0.06%	0.08%	-0.00%	1.00%	50th	-8bps	50th	-3.88
Promoter A - Italy II	Italy Equities Italy Equity	356,783,824	0.80%	0.05%	0.04%		0.89%	8	0.76%	0.13%	0.20%		1.09%	58th	-20bps	84th	7.23
Promoter A - Japan Growth II	Japan Equities Japan Flex-Cap Equity	276,198,848	0.80%	0.05%	0.04%		0.89%	12	0.80%	0.11%	0.10%		1.00%	28th	-11bps	40th	-0.56
Promoter A - Latin America II	Latin America Equities Latin America Equity	626,344,148	0.80%	0.05%	0.07%		0.92%	15	0.95%	0.14%	0.07%	-0.01%	1.15%	0th	-23bps	54th	-0.77
Promoter A - US High Yield II	US High Yield Bonds USD High Yield Bond	4,250,823,539	0.65%	0.05%	0.03%		0.73%	38	0.65%	0.07%	0.03%	-0.00%	0.74%	57th	-1bps	75th	3.81

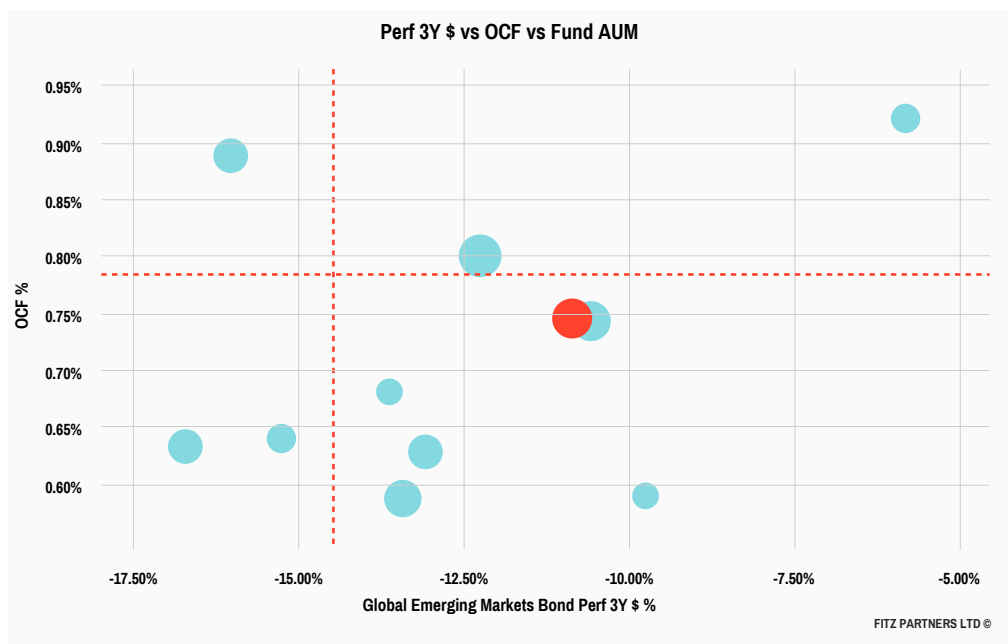
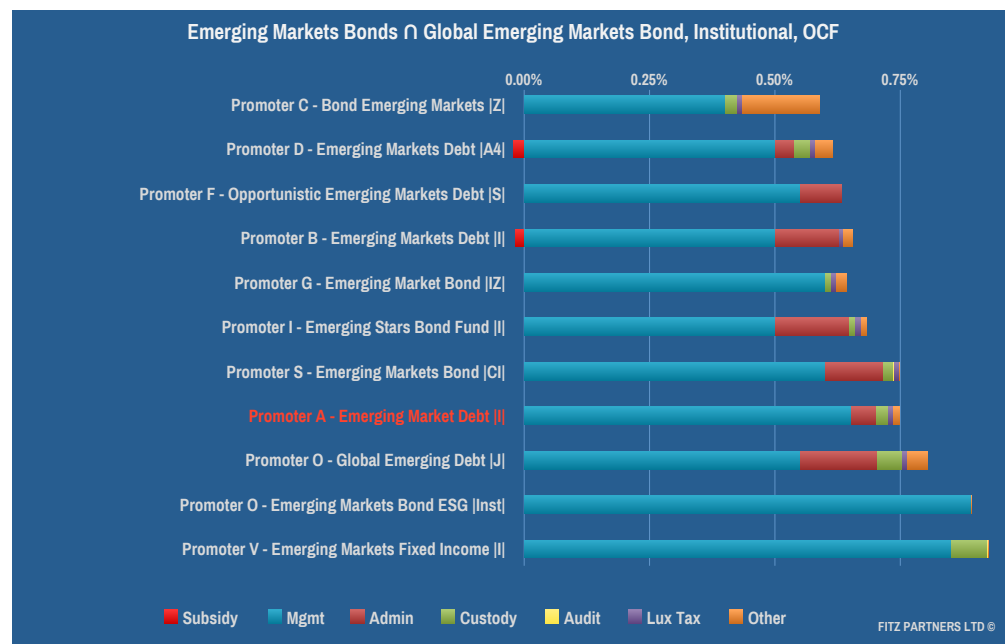
Quartiles:

Low	High
1 st	2 nd 3 rd 4 th

Promoter A - Emerging Market Debt II

Emerging Markets Bonds ∩ Global Emerging Markets Bond

Promoter Name	Year	Domicile	Share Class Name	Fund AUM	Mgmt	Admin	Custody	Audit	Lux Tax	Other	Subsidy	OCF	Perf 3Y \$
Promoter C	2022	Luxembourg	Promoter C - Bond Emerging Markets Z	2,700,188,234	0.40%	0.00%	0.02%	0.00%	0.01%	0.15%		0.59%	-13.41%
Promoter D	2022	Luxembourg	Promoter D - Emerging Markets Debt A4	1,446,372,531	0.50%	0.04%	0.03%	0.00%	0.01%	0.03%	-0.02%	0.59%	-9.75%
Promoter F	2022	Dublin	Promoter F - Opportunistic Emerging Markets Debt S	2,452,602,182	0.55%	0.08%	0.00%	0.00%	0.00%	0.00%		0.63%	-13.12%
Promoter B	2022	Luxembourg	Promoter B - Emerging Markets Debt II	2,574,554,849	0.50%	0.13%	0.00%	0.00%	0.01%	0.02%	-0.02%	0.64%	-16.75%
Promoter G	2022	Luxembourg	Promoter G - Emerging Market Bond IZ	1,569,544,794	0.60%	0.00%	0.01%	0.00%	0.01%	0.02%		0.64%	-15.28%
Promoter I	2022	Luxembourg	Promoter I - Emerging Stars Bond Fund II	1,380,884,098	0.50%	0.15%	0.01%	0.00%	0.01%	0.01%		0.68%	-13.63%
Promoter S	2022	Luxembourg	Promoter S - Emerging Markets Bond CI	3,314,485,976	0.60%	0.11%	0.02%	0.00%	0.01%	0.00%		0.75%	-10.61%
Promoter A	2022	Luxembourg	Promoter A - Emerging Market Debt II	2,427,571,908	0.65%	0.05%	0.02%	0.00%	0.01%	0.01%		0.75%	-10.91%
Promoter O	2021	Luxembourg	Promoter O - Global Emerging Debt J	3,449,666,466	0.55%	0.15%	0.05%	0.00%	0.01%	0.04%		0.80%	-12.26%
Promoter O	2022	Dublin	Promoter O - Emerging Markets Bond ESG Inst	2,229,102,397	0.89%	0.00%	0.00%	0.00%	0.00%	0.00%		0.89%	-16.03%
Promoter V	2021	Dublin	Promoter V - Emerging Markets Fixed Income II	1,648,057,504	0.85%	0.00%	0.07%	0.00%	0.00%	0.00%		0.92%	-5.84%



Full Sector Summary Statistics (46 peers)	Fitz Classification	Morningstar Category	Fund AUM	Mgmt	Admin	Custody	Audit	Lux Tax	Other	Subsidy	OCF	Perf 3Y \$
Peers Weighted Average / MS Performance	Emerging Markets Bonds	Global Emerging Markets Bond	3,077,183,161	0.68%	0.07%	0.02%	0.00%	0.01%	0.03%	-0.00%	0.78%	-14.49%
25th Percentile	Emerging Markets Bonds	Global Emerging Markets Bond	76,195,458	0.58%	0.04%	0.00%	0.00%	0.01%	0.00%		0.73%	-16.77%
Median	Emerging Markets Bonds	Global Emerging Markets Bond	290,628,920	0.65%	0.12%	0.02%	0.00%	0.01%	0.01%		0.81%	-13.32%
75th Percentile	Emerging Markets Bonds	Global Emerging Markets Bond	1,628,429,327	0.75%	0.15%	0.04%	0.00%	0.01%	0.06%		0.91%	-10.60%

Fitz Fee Review for Promoter A

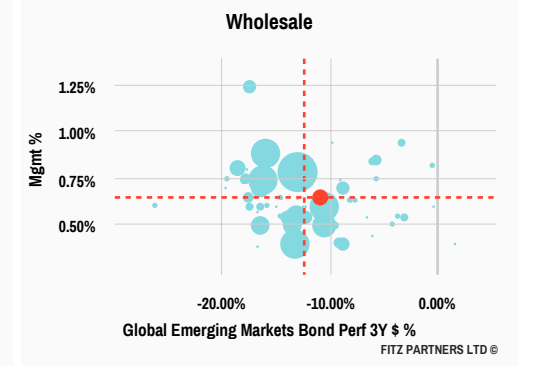
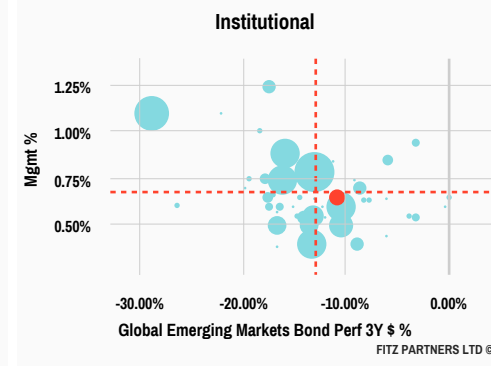
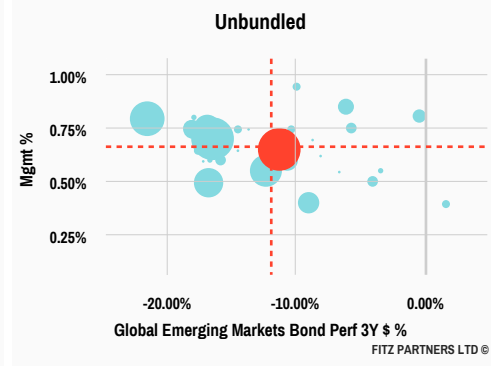
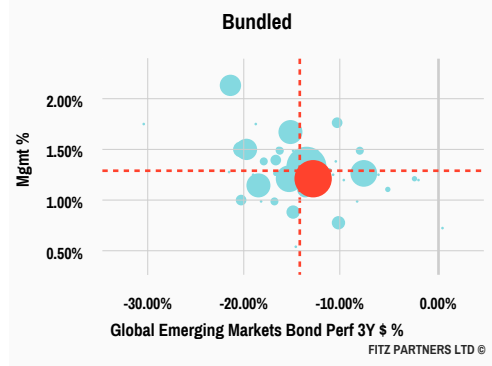
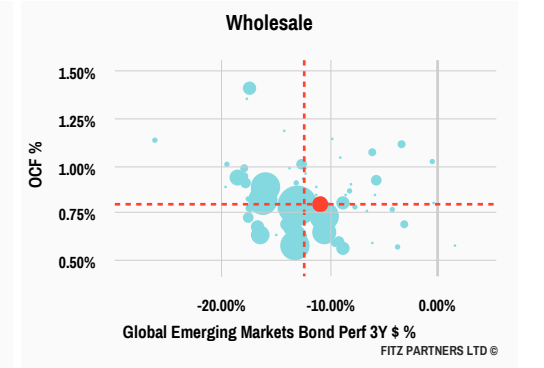
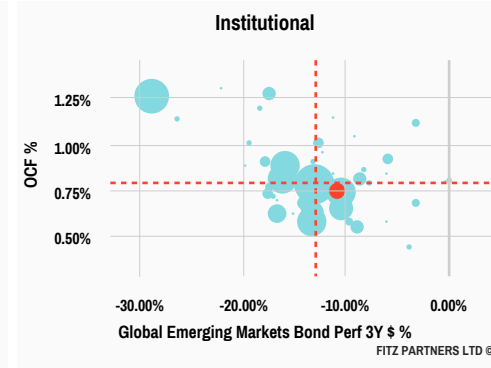
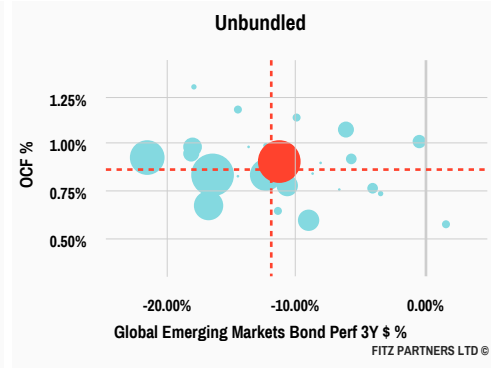
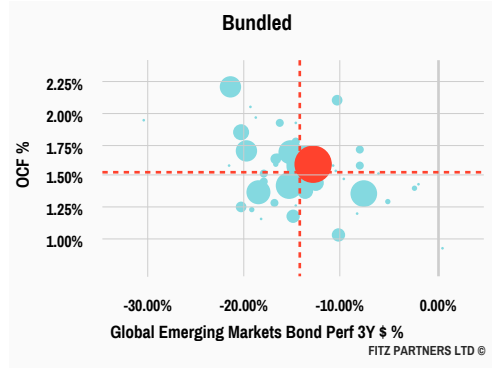
Quartiles:

Low	High		
1 st	2 nd	3 rd	4 th

Promoter A - Emerging Market Debt

Emerging Markets Bonds ∩ Global Emerging Markets Bond

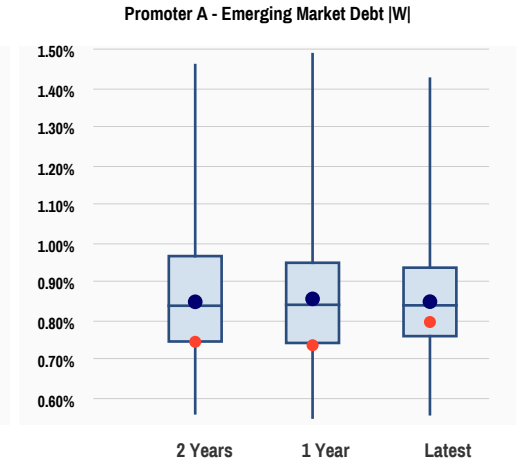
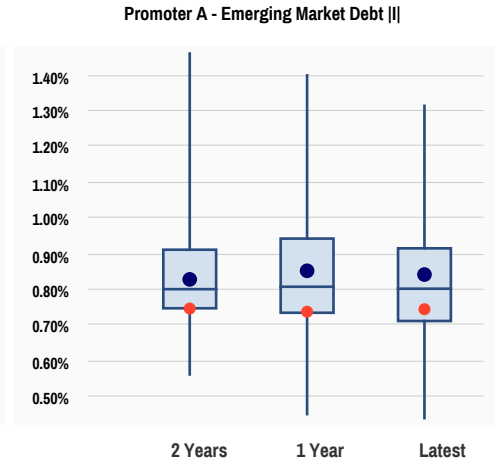
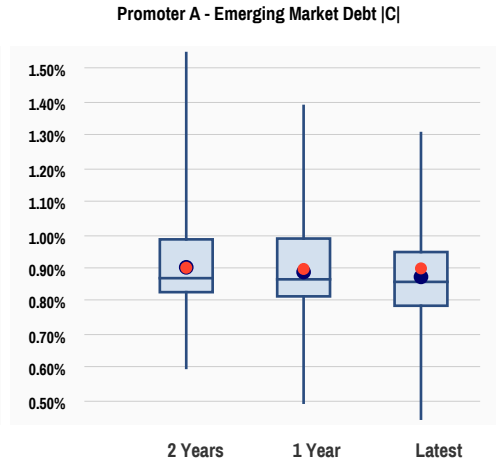
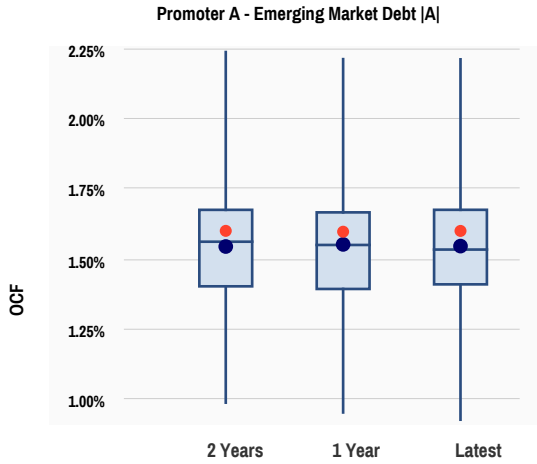
Share Class	Class AUM	Promoter A					Fitz Partners Weighted Averages					Fund vs Peers		Perf 3Y \$		Passive Weighted Averages						
		Mgmt	Admin	Other	Subsidy	OCF	#	Mgmt	Admin	Other	Subsidy	OCF	OCF	± OCF	vs Peers	± Cat	#	Mgmt	Admin	Other	Subsidy	OCF
Bundled A	958,336,216	1.20%	0.32%	0.09%		1.60%	61	1.30%	0.12%	0.12%	-0.00%	1.53%		8bps		1.60	29	0.34%	0.05%	0.05%	-0.00%	0.43%
Unbundled C	556,336,855	0.65%	0.17%	0.09%		0.90%	41	0.66%	0.13%	0.08%	-0.00%	0.86%		4bps		3.12	66	0.14%	0.02%	0.02%	-0.00%	0.18%
Institutional I	274,603,352	0.65%	0.05%	0.05%		0.75%	55	0.67%	0.07%	0.05%	-0.00%	0.79%		-4bps		3.58	76	0.14%	0.01%	0.02%	-0.00%	0.17%
Wholesale W	274,603,352	0.65%	0.05%	0.05%		0.80%	78	0.64%	0.09%	0.06%	-0.00%	0.80%				3.58						



Contributions by Share Class	Class AUM		Net Flow		Mgmt Charges		Service Charges		Extra Charges		Subsidy		Share Class Discount		Peer Discount	
	%	m	%	m	%	m	%	m	%	m	%	m	%	m	%	m
Promoter A - Emerging Market Debt A	35.5%	958.3m	-208.4m		47%	11.5m	51.9%	3.3m	28.9%	598.9k			0%		0%	
Promoter A - Emerging Market Debt C	20.6%	556.3m	-144.2m		14.8%	3.6m	16.8%	1.1m	16.8%	348.3k			45.8%		49.3%	
Promoter A - Emerging Market Debt I	10.2%	274.6m	-56.5m		7.3%	1.8m	3.2%	202.8k	3.1%	63.9k			45.8%		48.5%	
Promoter A - Emerging Market Debt W	10.2%	274.6m	-56.5m		7.3%	1.8m	3.2%	202.8k	3.1%	63.9k			45.8%		50.3%	
Promoter A - Emerging Market Debt	23.6%	638.3m	-16m		23.6%	5.8m	25%	1.6m	48.1%	994.7k						
Total		2.7bn	-482m			24.5m		6.3m		2.1m						

Promoter A - Emerging Market Debt

Emerging Markets Bonds \cap Global Emerging Markets Bond

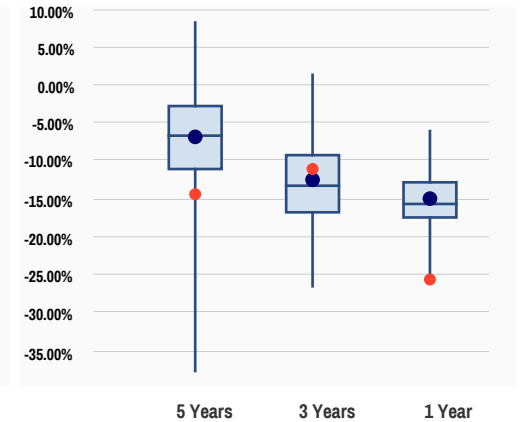
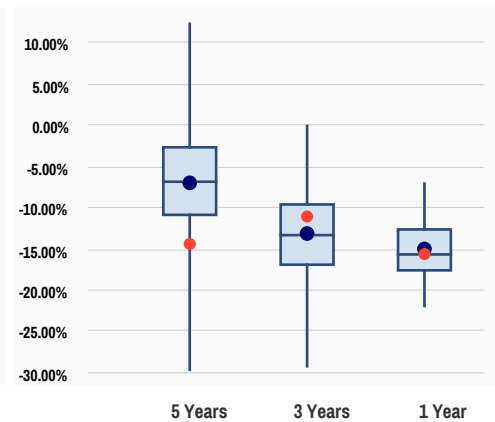
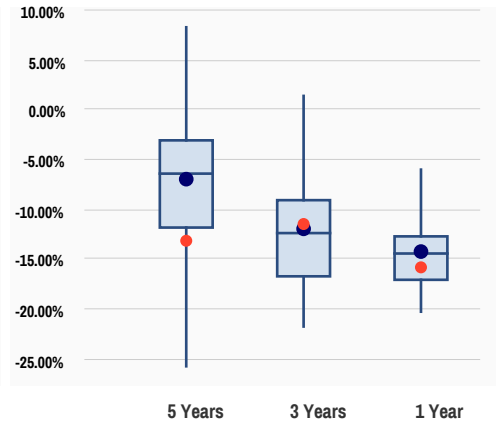
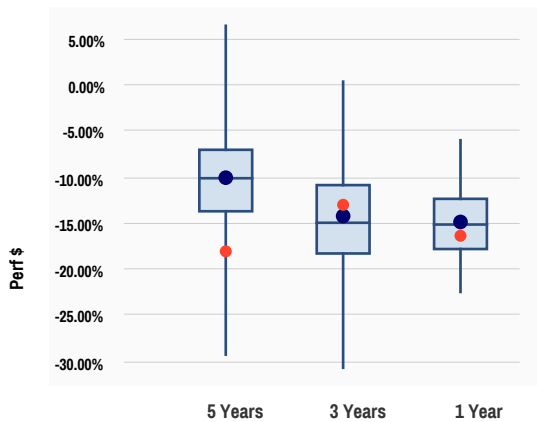


75th Percentile	1.68%	1.67%	1.68%
Median	1.57%	1.55%	1.54%
25th Percentile	1.41%	1.40%	1.41%
Bundled [A]	1.60%	1.60%	1.60%
Peer Average	1.55%	1.56%	1.55%

75th Percentile	0.99%	0.99%	0.95%
Median	0.87%	0.87%	0.86%
25th Percentile	0.83%	0.82%	0.79%
Unbundled [C]	0.90%	0.90%	0.90%
Peer Average	0.91%	0.89%	0.88%

75th Percentile	0.91%	0.94%	0.92%
Median	0.80%	0.81%	0.80%
25th Percentile	0.75%	0.74%	0.71%
Institutional [I]	0.75%	0.74%	0.75%
Peer Average	0.83%	0.85%	0.84%

75th Percentile	0.97%	0.95%	0.94%
Median	0.84%	0.84%	0.84%
25th Percentile	0.75%	0.75%	0.76%
Wholesale [W]	0.75%	0.74%	0.80%
Peer Average	0.85%	0.86%	0.85%



75th Percentile	-6.93%	-10.76%	-12.24%
Median	-10.01%	-14.84%	-15.03%
25th Percentile	-13.59%	-18.16%	-17.68%
Bundled [A]	-17.93%	-12.89%	-16.24%
Peer Average	-9.95%	-14.11%	-14.75%

75th Percentile	-2.97%	-8.98%	-12.61%
Median	-6.31%	-12.28%	-14.33%
25th Percentile	-11.73%	-16.62%	-16.97%
Unbundled [C]	-13.05%	-11.37%	-15.72%
Peer Average	-6.87%	-11.85%	-14.14%

75th Percentile	-2.50%	-9.44%	-12.48%
Median	-6.68%	-13.17%	-15.52%
25th Percentile	-10.71%	-16.77%	-17.45%
Institutional [I]	-14.24%	-10.91%	-15.47%
Peer Average	-6.81%	-12.98%	-14.85%

75th Percentile	-2.62%	-9.09%	-12.67%
Median	-6.52%	-13.12%	-15.52%
25th Percentile	-10.92%	-16.62%	-17.30%
Wholesale [W]	-14.24%	-10.91%	-25.47%
Peer Average	-6.68%	-12.33%	-14.82%

Emerging Markets Bonds ∩ Global Emerging Markets Bond

Institutional

	Promoter Name	Year	Domicile	Share Class Name	Fund AUM	Mgmt	Admin	Custody	Audit	Lux Tax	Other	Subsidy	OCF	Perf 3Y \$	
1	Promoter B	2022	Luxembourg	Promoter B - Emerging Markets Investment Grade Bond II	795,934,638	0.40%	0.15%	0.00%	0.00%	0.01%	0.02%	-0.01%	0.56%	-9.04%	0th
2	Promoter C	2022	Luxembourg	Promoter C - Bond Emerging Markets [Z]	2,700,188,234	0.40%	0.00%	0.02%	0.00%	0.01%	0.15%		0.59%	-13.41%	3rd
3	Promoter D	2022	Luxembourg	Promoter D - Emerging Markets Debt [A4]	1,446,372,531	0.50%	0.04%	0.03%	0.00%	0.01%	0.03%	-0.02%	0.59%	-9.75%	5th
4	Promoter E	2021	Luxembourg	Promoter E - Emerging Markets Total Return II	65,988,735	0.45%	0.13%	0.00%	0.00%	0.01%	0.00%		0.59%	-6.15%	7th
5	Promoter F	2022	Dublin	Promoter F - Opportunistic Emerging Markets Debt [S]	2,452,602,182	0.55%	0.08%	0.00%	0.00%	0.00%	0.00%		0.63%	-13.12%	9th
6	Promoter B	2022	Luxembourg	Promoter B - Emerging Markets Debt II	2,574,554,849	0.50%	0.13%	0.00%	0.00%	0.01%	0.02%	-0.02%	0.64%	-16.75%	12th
7	Promoter G	2022	Luxembourg	Promoter G - Emerging Market Bond [IZ]	1,569,544,794	0.60%	0.00%	0.01%	0.00%	0.01%	0.02%		0.64%	-15.28%	14th
8	Promoter H	2022	Luxembourg	Promoter H - Emerging Markets Bond [I2]	4,793,881,318	0.50%	0.15%	0.00%	0.00%	0.01%	0.00%		0.66%	-10.59%	16th
9	Promoter I	2022	Luxembourg	Promoter I - Emerging Stars Bond Fund II	1,380,884,098	0.50%	0.15%	0.01%	0.00%	0.01%	0.01%		0.68%	-13.63%	18th
10	Promoter T	2021	Dublin	Promoter T - Emerging Markets Debt II	782,593,840	0.55%	0.05%	0.04%	0.00%	0.00%	0.05%		0.69%	-14.26%	20th
11	Promoter U	2022	Luxembourg	Promoter U - Sustainable Emerging Market Debt Ptf [S1]	69,005,673	0.57%	0.06%	0.08%	0.00%	0.01%	0.06%	-0.08%	0.70%	-16.80%	23rd
12	Promoter K	2021	Dublin	Promoter K - Emerging Markets Debt II	139,829,936	0.66%	0.03%	0.00%	0.01%	0.00%	0.02%		0.73%	-17.17%	25th
13	Promoter J	2021	Luxembourg	Promoter J - Emerging Markets Bond II	199,994,823	0.65%	0.07%	0.03%	0.00%	0.01%	0.10%	-0.13%	0.73%	-17.52%	27th
14	Promoter S	2022	Luxembourg	Promoter S - Emerging Markets Bond [CI]	3,314,485,976	0.60%	0.11%	0.02%	0.00%	0.01%	0.00%		0.75%	-10.61%	29th
15	Promoter A	2022	Luxembourg	Promoter A - Emerging Market Debt II	2,427,571,908	0.65%	0.05%	0.02%	0.00%	0.01%	0.01%		0.75%	-10.91%	32nd
16	Promoter U	2022	Dublin	Promoter U - Inv Grade Emerging Markets Debt II	31,727,635	0.55%	0.09%	0.08%	0.09%	0.00%	0.18%	-0.24%	0.76%	-14.75%	34th
17	Promoter N	2021	Luxembourg	Promoter N - Emerging Bond Opportunities II	511,748,963	0.60%	0.17%	0.00%	0.00%	0.01%	0.00%		0.78%	-17.57%	36th
18	Promoter V	2021	Luxembourg	Promoter V - Emerging Markets Blend II	116,990,324	0.63%	0.12%	0.00%	0.00%	0.01%	0.03%		0.79%	-7.72%	38th
19	Promoter U	2022	Luxembourg	Promoter U - Emerging Markets Debt [Z]	171,873,754	0.65%	0.13%	0.00%	0.00%	0.01%	0.00%		0.79%	-14.56%	40th
20	Promoter O	2021	Dublin	Promoter O - Emerging Markets Bond [Inst]	5,064,023,702	0.79%	0.00%	0.00%	0.00%	0.00%	0.00%		0.79%	-13.12%	43rd
21	Promoter G	2021	Luxembourg	Promoter G - Global Emerging Market Bond III	231,257,243	0.60%	0.18%	0.00%	0.00%	0.01%	0.00%		0.79%	-16.52%	45th
22	Promoter O	2021	Luxembourg	Promoter O - Global Emerging Debt II	3,449,666,466	0.55%	0.15%	0.05%	0.00%	0.01%	0.04%		0.80%	-12.26%	47th
23	Promoter R	2021	Dublin	Promoter R - Emerging Markets Debt Opportunities III	224,074,170	0.65%	0.12%	0.09%	0.01%	0.00%	0.09%	-0.17%	0.80%	0.10%	49th
24	Promoter L	2021	Luxembourg	Promoter L - Emerging Markets Total Return Bond II	169,065,598	0.60%	0.07%	0.12%	0.01%	0.01%	0.09%	-0.09%	0.81%	-0.61%	52nd
25	Promoter L	2022	Luxembourg	Promoter L - Emerging Markets Debt Blend II	887,395,820	0.70%	0.04%	0.04%	0.00%	0.01%	0.02%		0.82%	-8.88%	54th
26	Promoter L	2022	Luxembourg	Promoter L - Emerging Markets Debt II	5,595,806,824	0.75%	0.04%	0.02%	0.00%	0.01%	0.01%		0.82%	-16.45%	56th
27	Promoter S	2022	Luxembourg	Promoter S - Emerging Market Debt III	42,567,817	0.65%	0.19%	0.00%	0.00%	0.01%	0.00%		0.85%	-11.50%	58th
28	Promoter S	2022	Luxembourg	Promoter S - Global Emerging Market Short-Term Bonds III	105,272,414	0.65%	0.19%	0.00%	0.00%	0.01%	0.00%		0.85%	-6.09%	60th
29	Promoter B	2022	Luxembourg	Promoter B - Global Emerging Markets Bonds III	452,518,600	0.70%	0.13%	0.02%	0.00%	0.01%	0.00%		0.86%	-13.47%	63rd
30	Promoter N	2022	Luxembourg	Promoter N - Emerging Markets Total Return Bond III	138,635,065	0.63%	0.23%	0.00%	0.00%	0.01%	0.00%		0.87%	-8.19%	65th
31	Promoter F	2022	Luxembourg	Promoter F - Emerging Market Invst Grade Debt II	33,463,926	0.65%	0.05%	0.10%	0.03%	0.01%	0.03%	-0.00%	0.87%	-13.22%	67th
32	Promoter O	2022	Dublin	Promoter O - Emerging Markets Bond ESG [Inst]	2,229,102,397	0.89%	0.00%	0.00%	0.00%	0.00%	0.00%		0.89%	-16.03%	69th
33	Promoter I	2022	Luxembourg	Promoter I - Emerging Markets Debt Total Return Fund III	97,764,810	0.70%	0.15%	0.03%	0.00%	0.01%	0.01%		0.90%	-19.83%	72nd
34	Promoter T	2022	Luxembourg	Promoter T - Select Emerging Markets Bond III	1,062,049,381	0.75%	0.15%	0.00%	0.00%	0.01%	0.00%		0.91%	-17.80%	74th
35	Promoter T	2021	Luxembourg	Promoter T - Select Emerging Markets Inv Grade Bond III	51,971,132	0.75%	0.15%	0.00%	0.00%	0.01%	0.00%		0.91%	-13.12%	76th
36	Promoter V	2021	Dublin	Promoter V - Emerging Markets Fixed Income III	1,648,057,504	0.85%	0.00%	0.07%	0.00%	0.00%	0.00%		0.92%	-5.84%	78th
37	Promoter X	2022	Dublin	Promoter X - Emerging Markets Debt Blend [K]	36,300,786	0.38%	0.33%	0.18%	0.00%	0.00%	0.19%	-0.13%	0.94%	-16.77%	80th
38	Promoter R	2022	Luxembourg	Promoter R - Emerging Markets Opportunities Bond [C]	33,085,851	0.60%	0.35%	0.00%	0.00%	0.01%	0.00%		0.96%	-12.37%	83rd
39	Promoter W	2022	Luxembourg	Promoter W - Emerging Markets Blended Debt III	350,000,598	0.75%	0.16%	0.07%	0.00%	0.01%	0.01%		1.01%	-12.70%	85th
40	Promoter Q	2022	Luxembourg	Promoter Q - Emerging Markets Bond [C]	127,605,121	0.75%	0.17%	0.02%	0.01%	0.05%	0.01%	-0.00%	1.01%	-19.55%	87th
41	Promoter W	2021	Luxembourg	Promoter W - Emerging Market Unconstrained Bond III	617,412,515	0.95%	0.05%	0.02%	0.00%	0.01%	0.09%		1.12%	-3.42%	89th
42	Promoter Z	2022	Luxembourg	Promoter Z - Emerging Bonds III	58,403,100	0.60%	0.20%	0.32%	0.00%	0.01%	0.01%		1.14%	-26.36%	92nd
43	Promoter P	2022	Luxembourg	Promoter P - Emerging Markets Investment Grade Total Return [Inst]	11,852,941	0.85%	0.04%	0.04%	0.00%	0.01%	0.22%		1.16%	-11.48%	94th
44	Promoter P	2022	Luxembourg	Promoter P - Emerging Markets Absolute Return Debt [Inst]	23,707,959	1.00%	0.03%	0.03%	0.00%	0.01%	0.12%		1.19%	-18.42%	96th
45	Promoter P	2021	Luxembourg	Promoter P - Emerging Markets Total Return [Inst]	3,481,762,486	1.10%	0.03%	0.05%	0.00%	0.01%	0.08%		1.27%	-29.11%	98th
46	Promoter P	2022	Luxembourg	Promoter P - Emerging Markets Total Return ESG [Inst]	21,646,534	1.10%	0.04%	0.04%	0.00%	0.01%	0.12%		1.32%	-22.21%	100th